

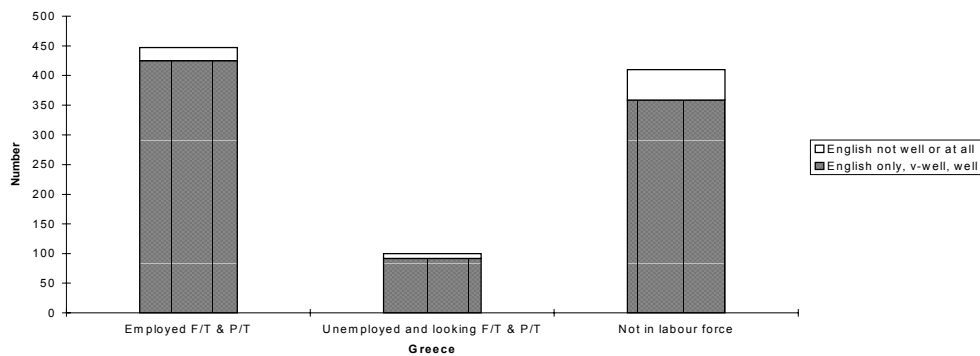
# **Appendices**



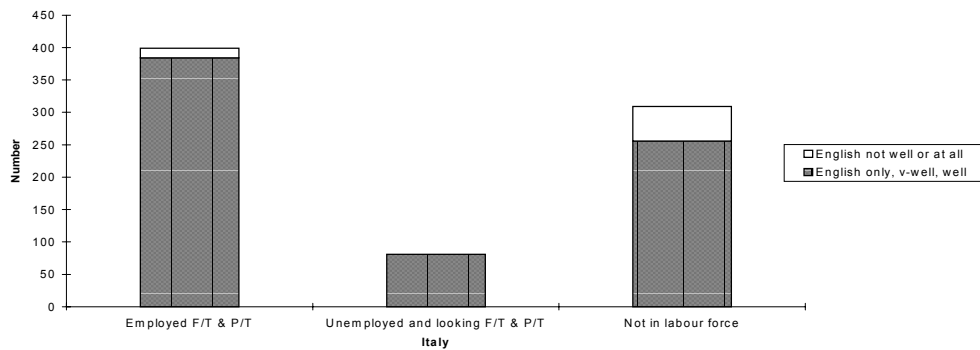
# Appendices

## Appendix 1: Persons Aged 15 to 24 Years, by Birthplace, by Proficiency in English, by Labour Force, 1996 Census, Victoria

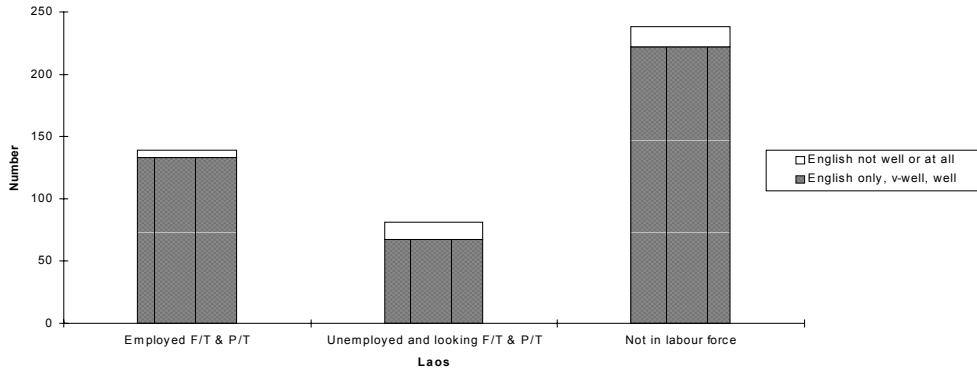
**Figure 20** Persons aged 15 to 24 years, by birthplace, by proficiency in English, by labour force, 1996 Census, Victoria—Greece



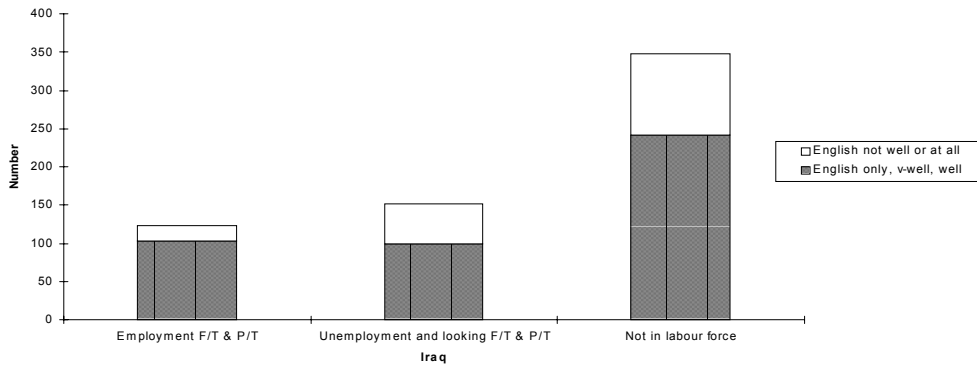
**Figure 21** Persons aged 15 to 24 years, by birthplace, by proficiency in English, by labour force, 1996 Census, Victoria—Italy



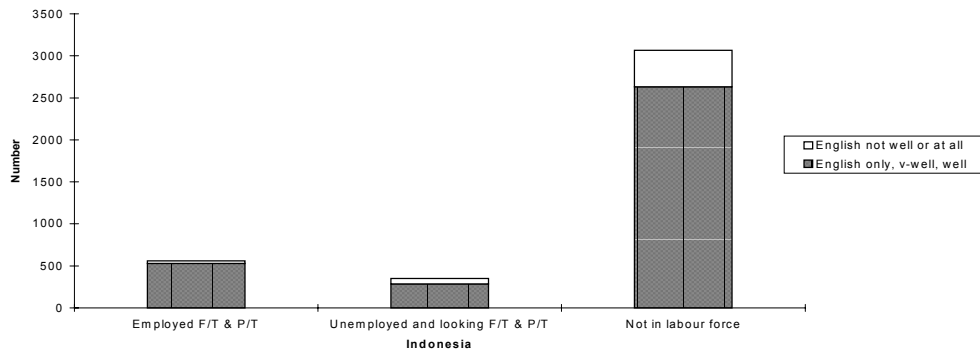
**Figure 22 Persons aged 15 to 24 years, by proficiency in English, by labour force status, 1996 Census, Victoria—Laos**



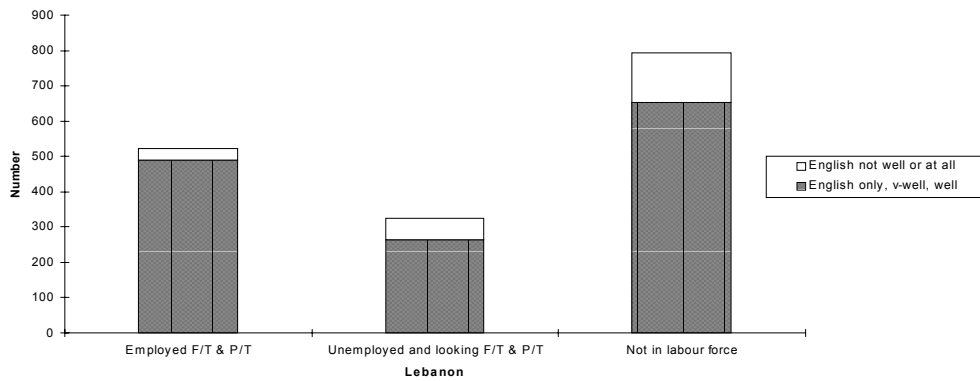
**Figure 23 Persons aged 15 to 24 years, by birthplace, by proficiency in English, by labour force status, 1996 Census, Victoria—Iraq**



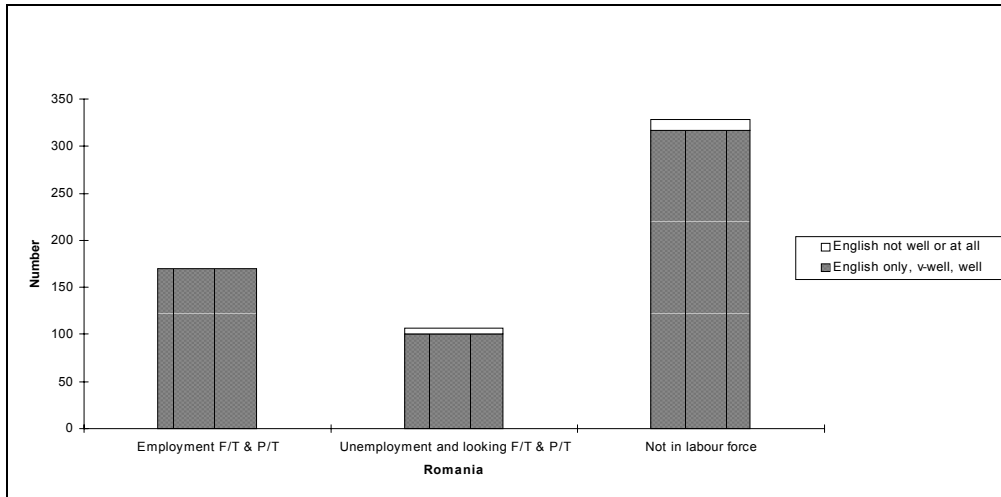
**Figure 24 Persons aged 15 to 24 years, by proficiency in English, by labour force status, 1996 Census, Victoria—Indonesia**



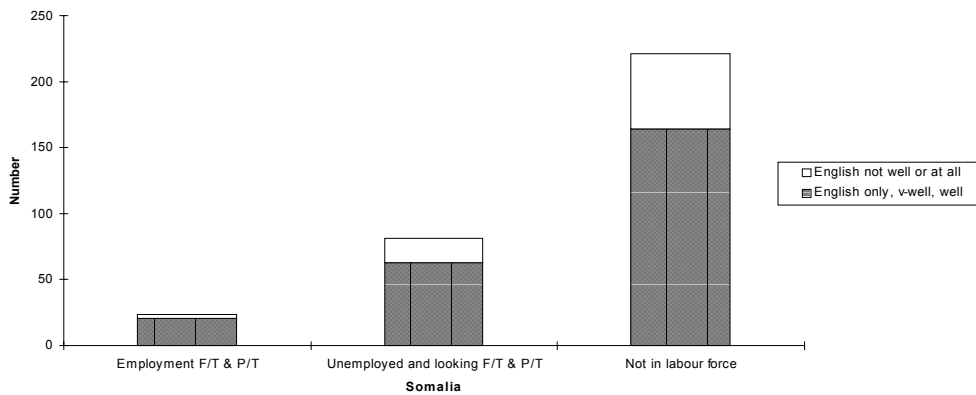
**Figure 25 Persons aged 15 to 24 years, by proficiency in English, by labour force status, 1996 Census, Victoria—Lebanon**



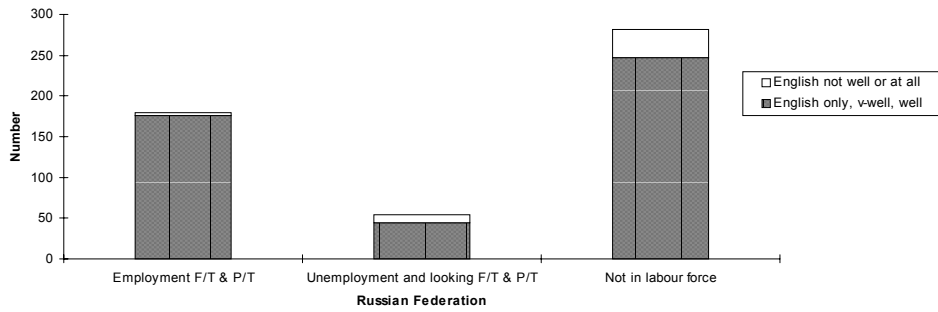
**Figure 26 Persons aged 15 to 24 years, by proficiency in English, by labour force status, 1996 Census, Victoria—Romania**



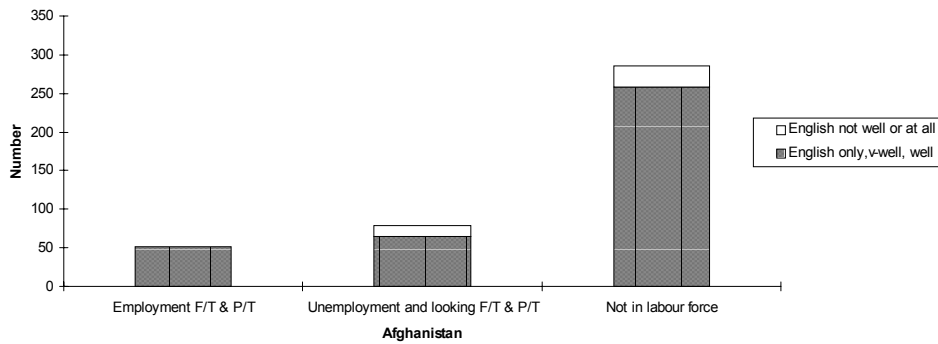
**Figure 27 Persons aged 15 to 24 years, by proficiency in English, by labour force status, 1996 Census, Victoria—Somalia**



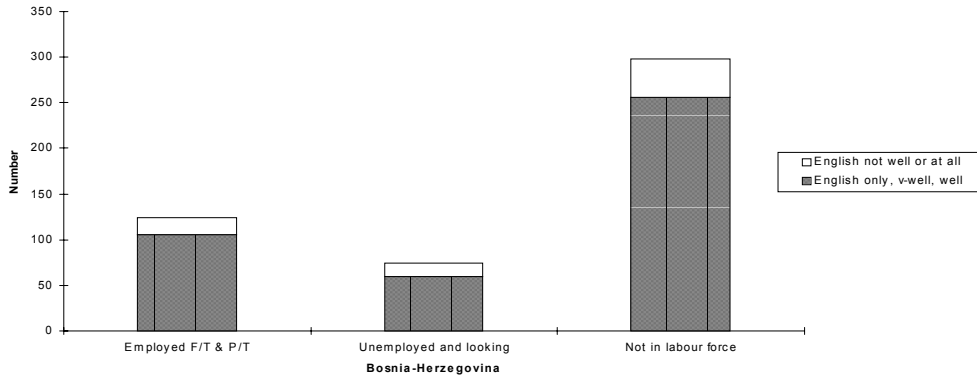
**Figure 28 Persons aged 15 to 24 years, by birthplace, by proficiency in English, by labour force status, 1996 Census, Victoria—Russian Federation**



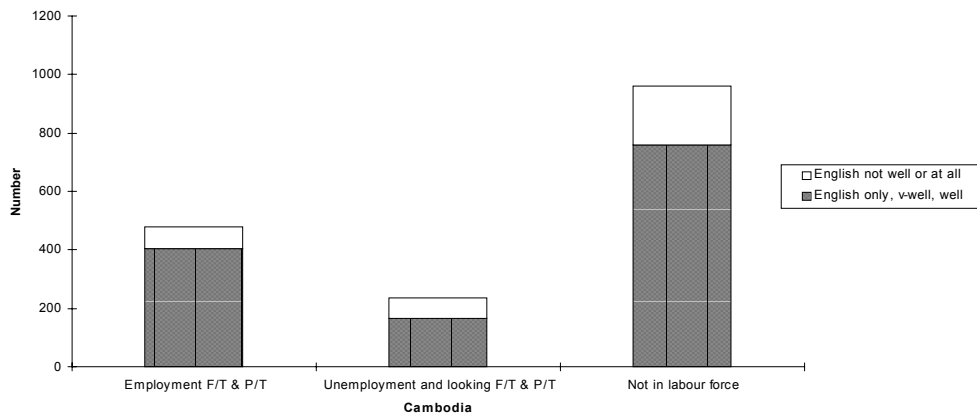
**Figure 29 Persons aged 15 to 24 years, by birthplace, by proficiency in English, by labour force status, 1996 Census, Victoria—Afghanistan**



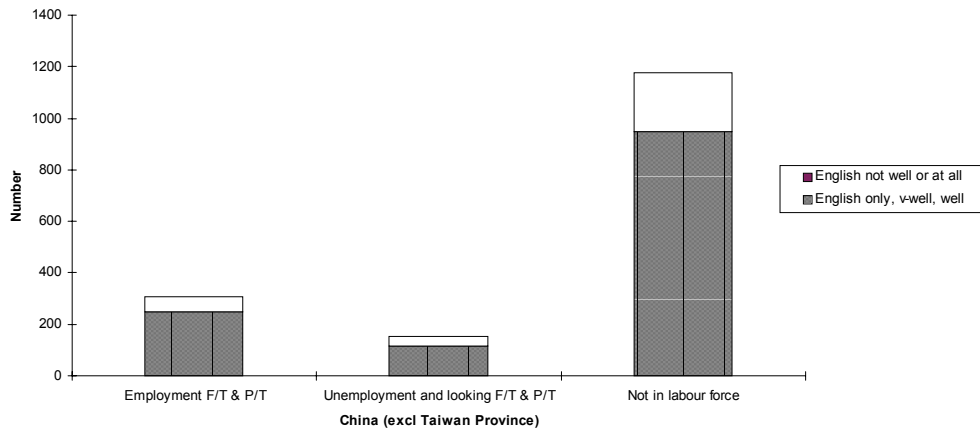
**Figure 30 Persons aged 15 to 24 years, by birthplace, by proficiency in English, by labour force status, 1996 Census, Victoria—Bosnia-Herzegovina**



**Figure 31 Persons aged 15 to 24 years, by birthplace, by proficiency in English, by labour force status, 1996 Census, Victoria—Cambodia**



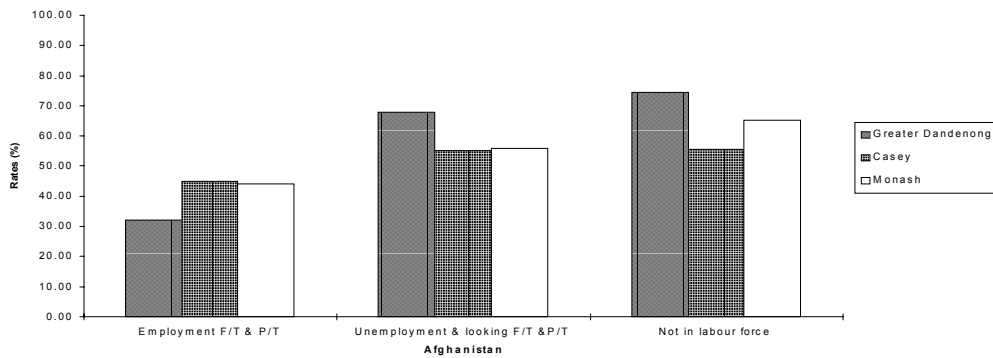
**Figure 32 Persons aged 15 to 24 years, by birthplace, by proficiency in English, by labour force status, 1996 Census, Victoria—China (excluding Taiwan Province)**



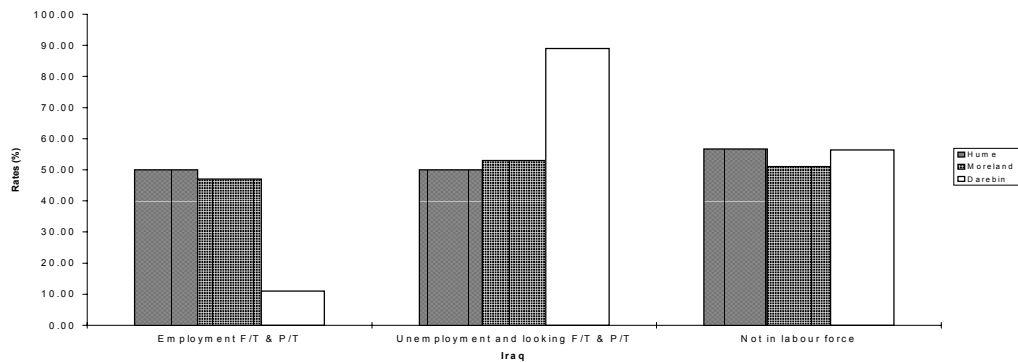


## Appendix 2: Non-Main English Speaking Countries, by Labour Force Status, in Select Local Government Areas, Melbourne, Aged 15 to 24 Years

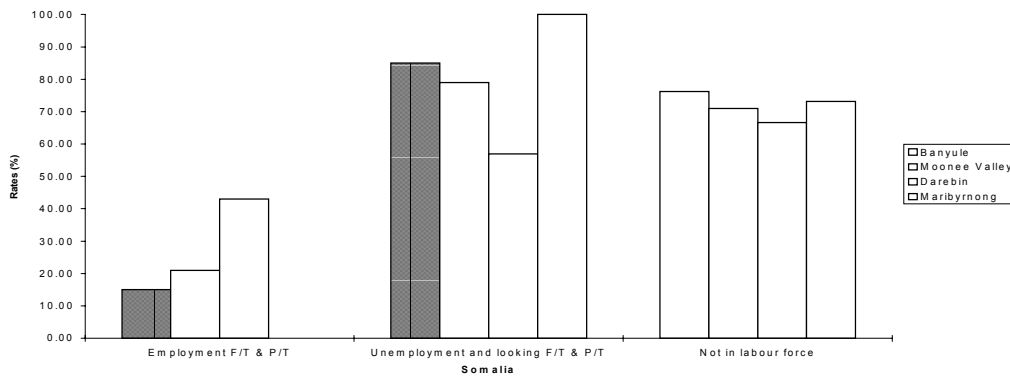
**Figure 33 Main ethnic group by birthplace, by labour force status, in select Local Government Areas, Melbourne, ages 15 to 24 years, 1996 Census, Victoria—Afghanistan**



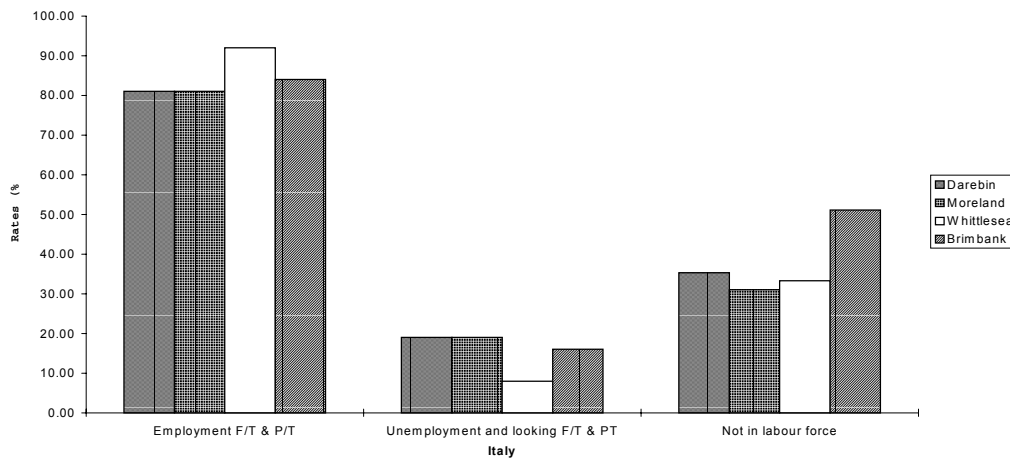
**Figure 34 Main ethnic group by birthplace, by labour force status, in select Local Government Areas, Melbourne, ages 15 to 24 years, 1996 Census, Victoria—Iraq**



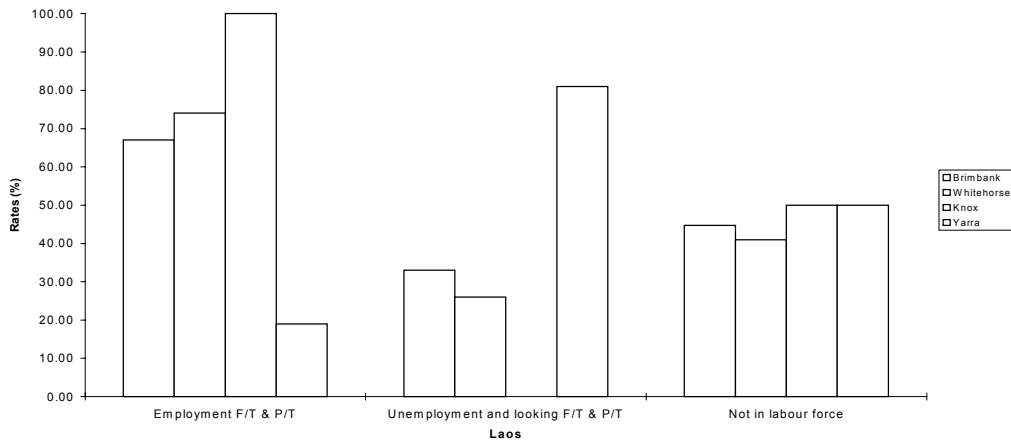
**Figure 35 Main ethnic group by birthplace, by labour force status, in select Local Government Areas, Melbourne, ages 15 to 24 years, 1996 Census, Victoria—Somalia**



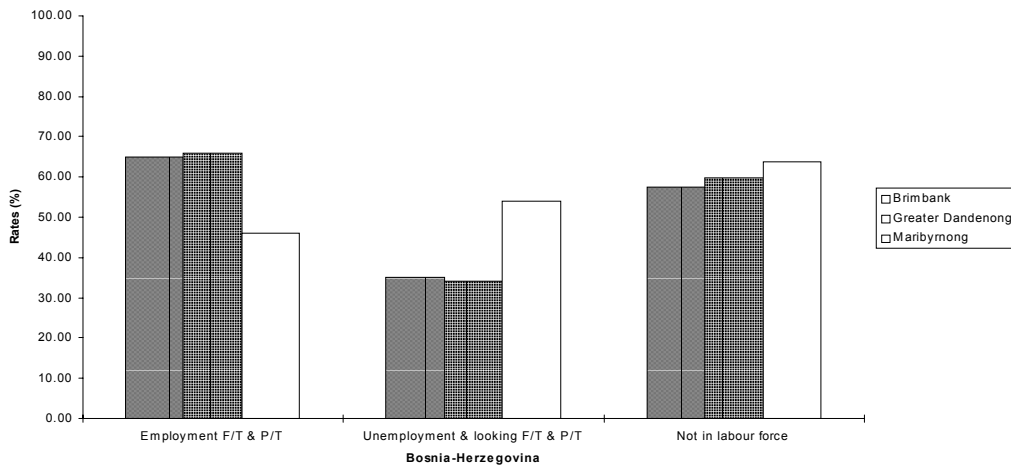
**Figure 36 Main ethnic group by birthplace, by labour force status, in select Local Government Areas, Melbourne, ages 15 to 24 years, 1996 Census, Victoria—Italy**



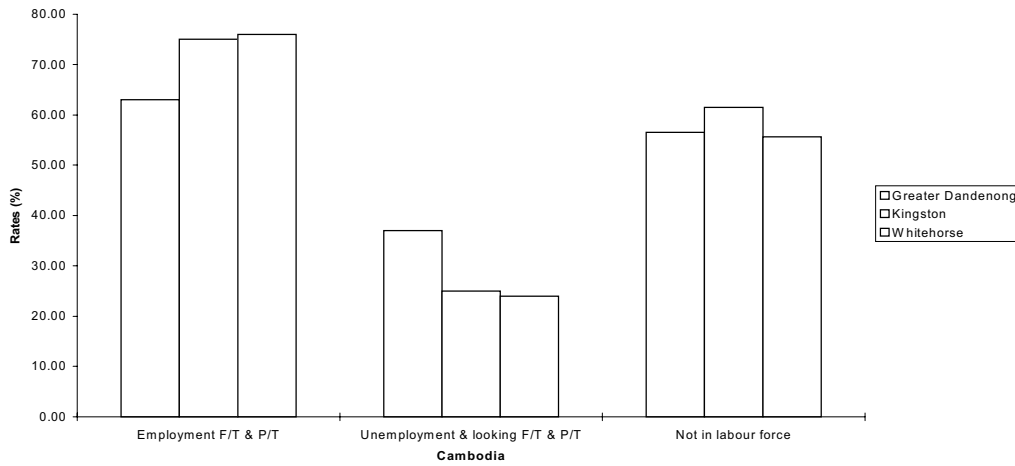
**Figure 37 Main ethnic group by birthplace, by labour force status, in select Local Government Areas, Melbourne, ages 15 to 24 years, 1996 Census, Victoria—Laos**



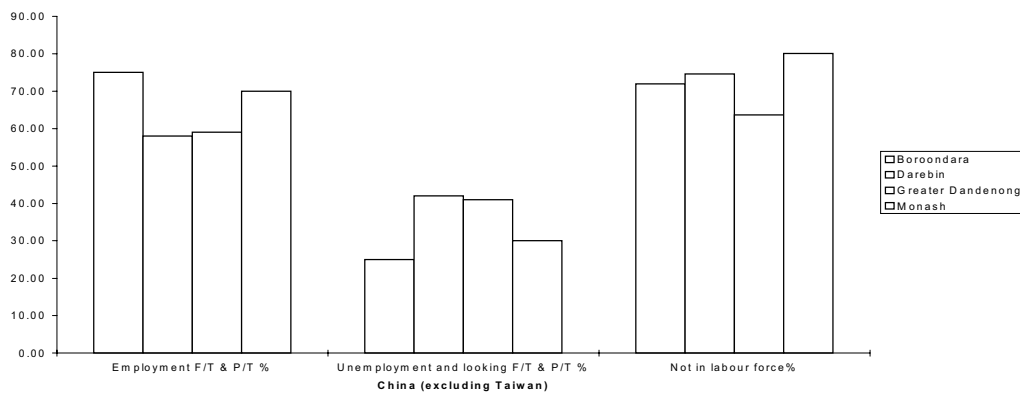
**Figure 38 Main ethnic group by birthplace, by labour force status, in select Local Government Areas, Melbourne, ages 15 to 24 years, 1996 Census, Victoria—Bosnia-Herzegovina**



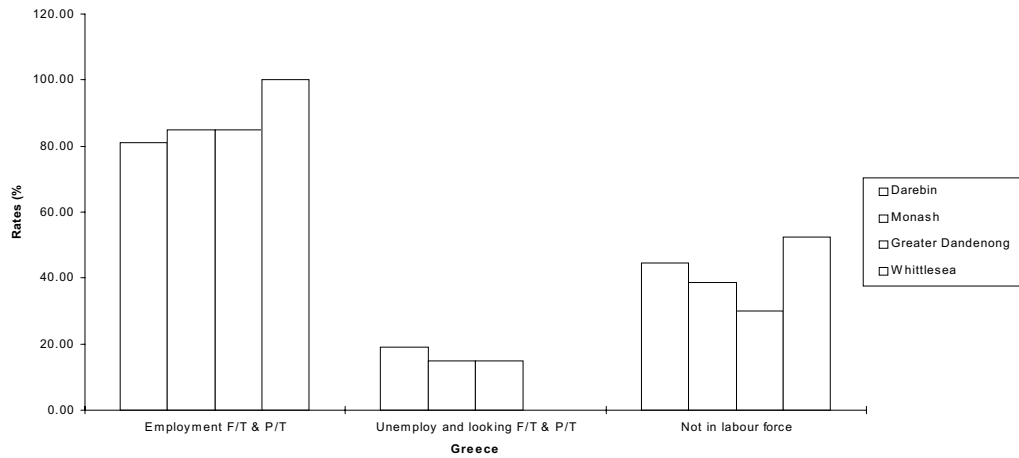
**Figure 39 Main ethnic group by labour force, in select Local Government Areas, Melbourne, ages 15 to 24 years, 1996 Census, Victoria—Cambodia**



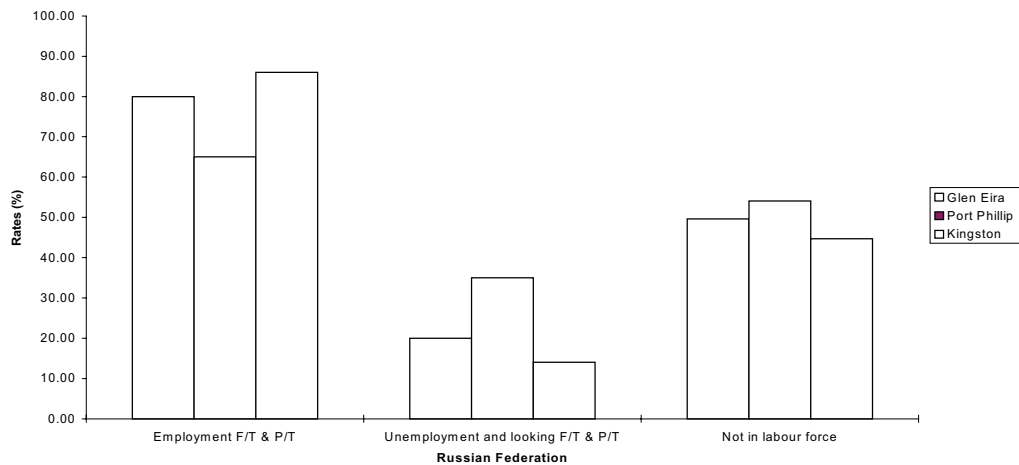
**Figure 40 Main ethnic group by labour force status, in select Local Government Areas, Melbourne, ages 15 to 24 years, 1996 Census, Victoria—China (excluding Taiwan Province)**



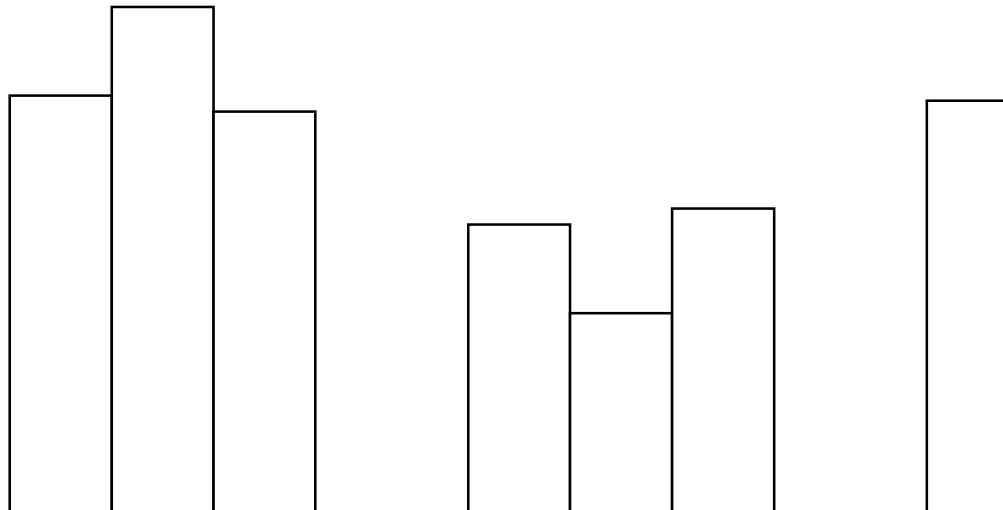
**Figure 41 Main ethnic group by birthplace, by labour force status, in select Local Government Areas, Melbourne, ages 15 to 24 years, 1996 Census, Victoria—Greece**



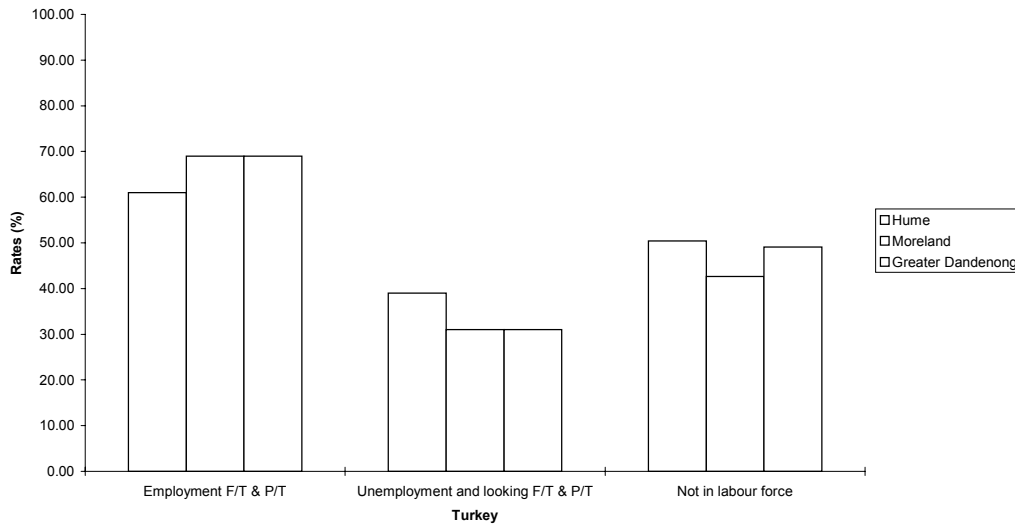
**Figure 42 Main ethnic group by birthplace, by labour force status, in select Local Government Areas, Melbourne, ages 15 to 24 years, 1996 Census, Victoria—Russian Federation**



**Figure 43 Main ethnic group by birthplace, by labour force status, in select Local Government Areas, Melbourne, ages 15 to 24 years, 1996 Census, Victoria—Romania**



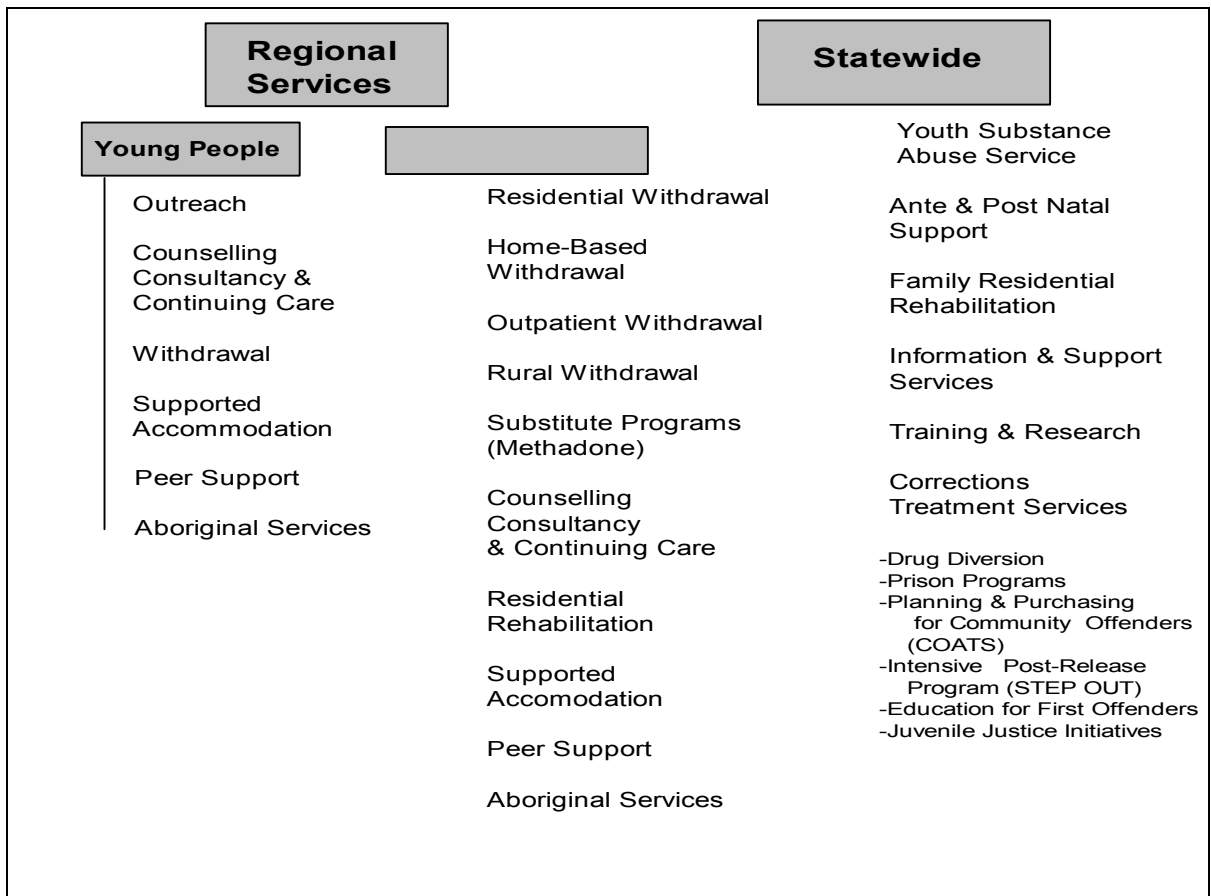
**Figure 44 Main ethnic group by birthplace, by labour force status, in select Local Government Areas, Melbourne, ages 15 to 24 years, 1996 Census, Victoria—Turkey**



## Appendix 3 Specialist Alcohol and Drug Services—Victoria—Delivery

The Department of Human Services is currently implementing the following service delivery framework in Victoria.

**Figure 45 Victoria's Specialist Alcohol and Drug Services—The Framework for Service Delivery**





## Appendix 4: Stress Factors and Issues that Impact on Illicit Drug Use/Misuse among Three Different Ethnic Groups

Ethnic groups selected on the basis of different arrival times to Australia.

(NB: Literature available on Somalis and drug use is minimal.)

Identified from available literature = +.

Identified by individual ethnic groups = ▼.

Identified by individual ethnic groups and identified from available literature = ✓.

**Table 38 Stress Factors and Issues that Impact on Illicit Drug Use/Misuse among Three Different Ethnic Groups**

Stress Factors	Italian	Vietnamese	Somali
Recently arrived		(▼)	▼
Refugee/trauma of war		✓	▼
Poor socio/eco status		✓	▼
Poor housing environment		+	▼
Homelessness		+	
Intergenerational conflict	+	✓	▼
Acculturating difficulties		✓	▼
English difficulties		✓	▼
Education pressures/problems		✓	▼
High unemployment		✓	✓
Peer pressure	✓	✓	▼
Poor knowledge of drugs	✓	▼	▼
High per cent of one parent families			▼
High per cent of community in vulnerable age group		✓	
Shame/loss of face	✓	✓	▼
Cultural barriers accessing treatment	✓	✓	▼
Lack of knowledge of treatment services	✓	✓	▼
Negative attention by media		✓	
Perceived discrimination by criminal justice system		✓	
Denial of drug problem	+		
High anxiety about drug problem	✓	✓	▼
Lack of parental supervision		✓	▼
Sent to home country to deal with problem (if possible)		✓	▼

