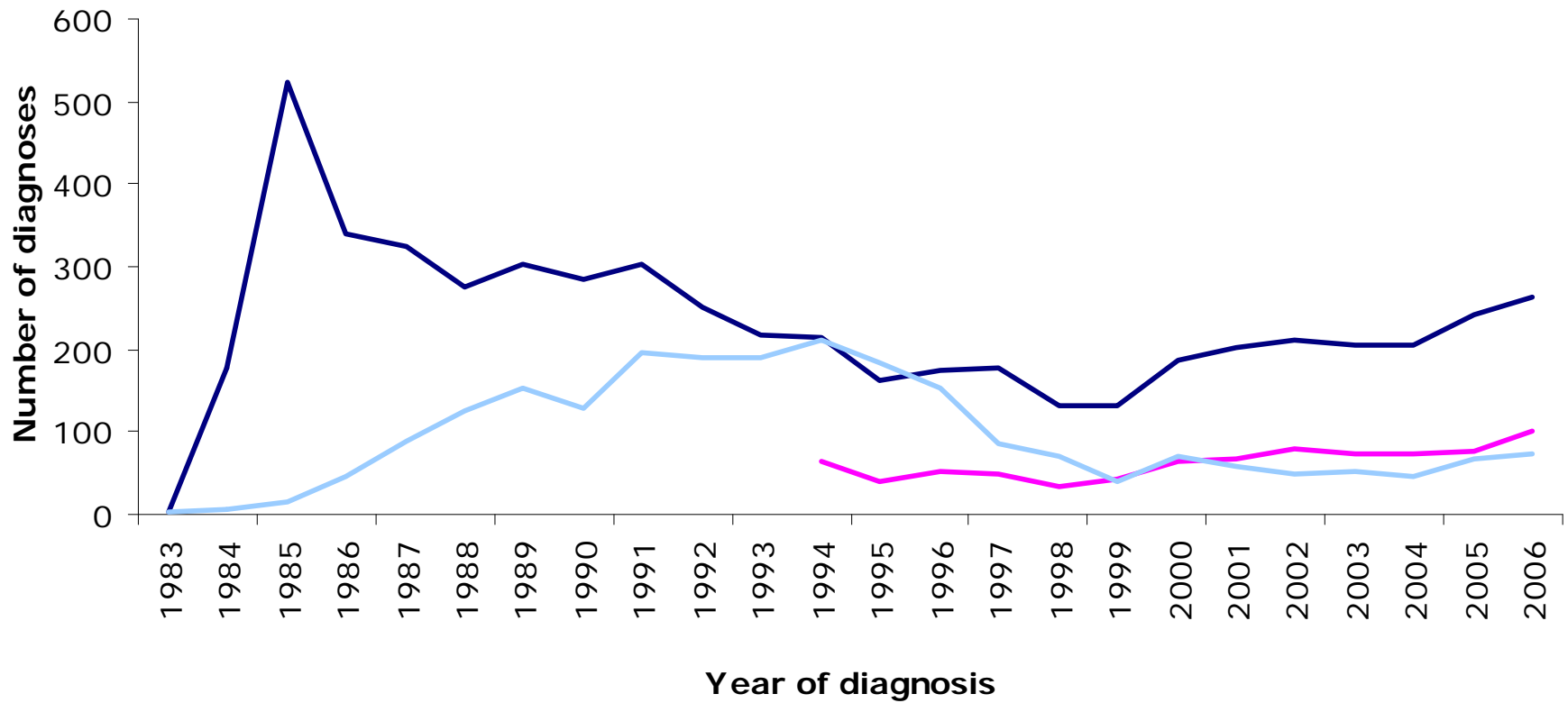


HIV and AIDS in Victoria, 1983 to 2006

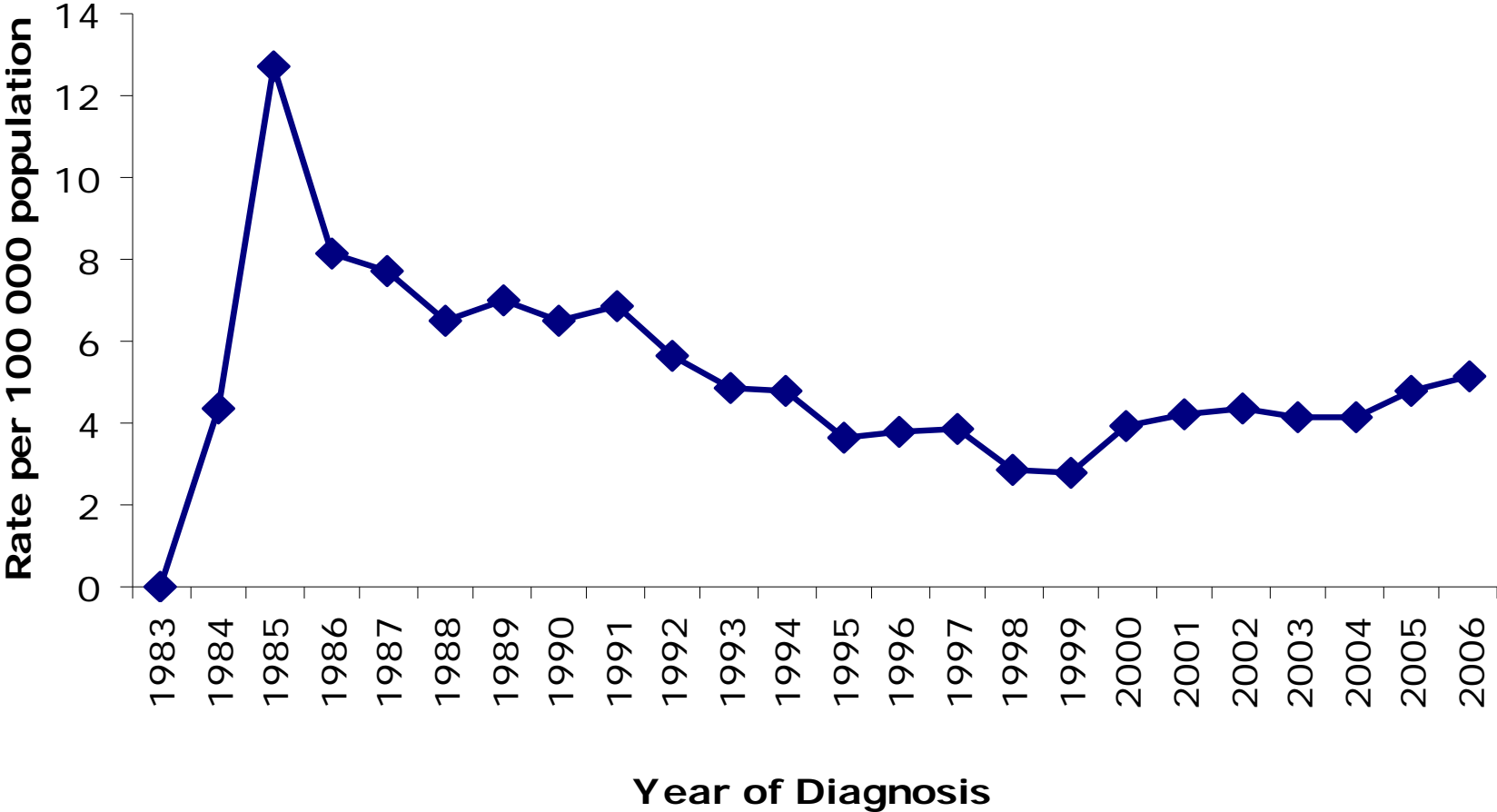


— New HIV Diagnoses

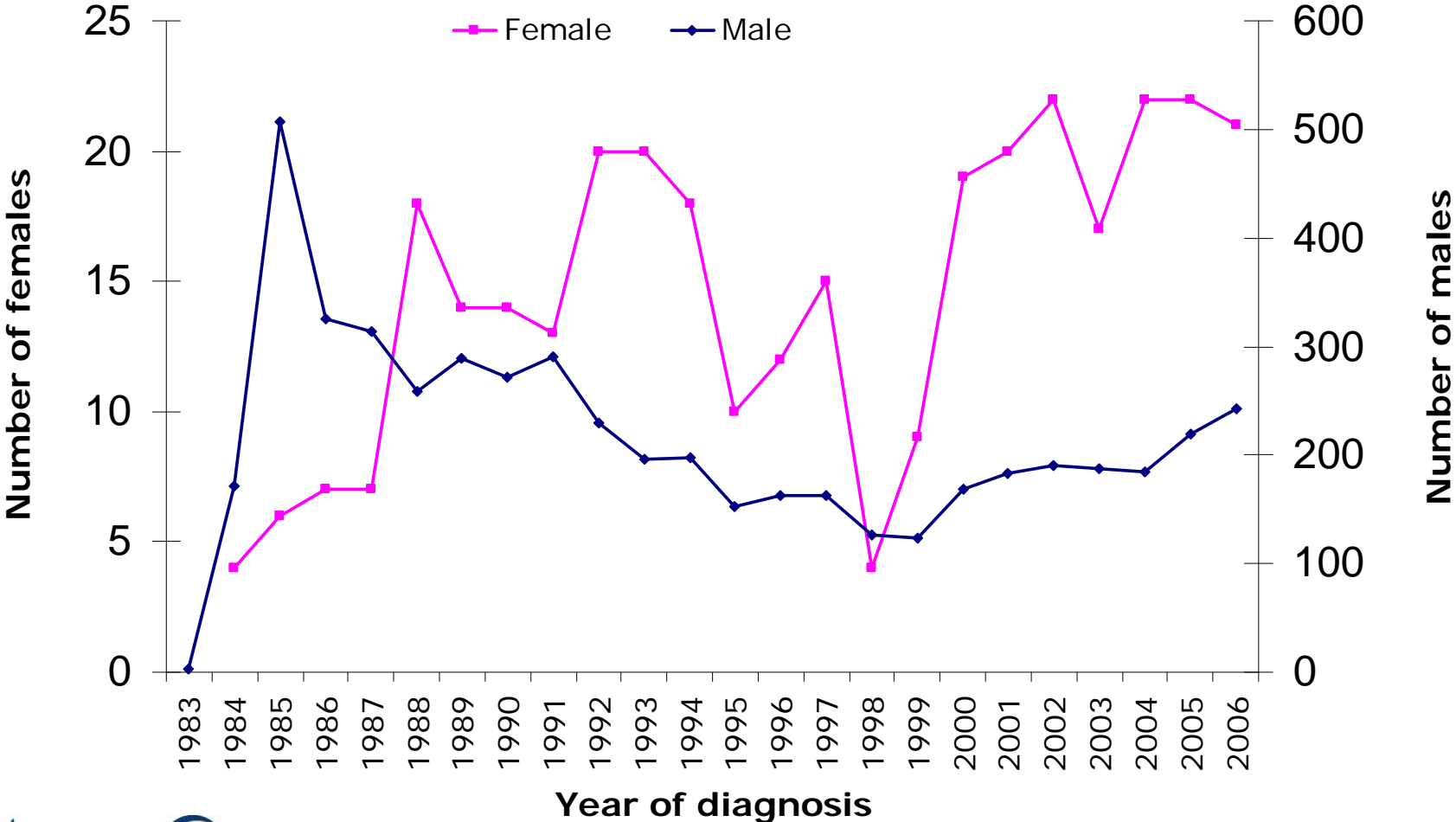
— Incident Infections

— AIDS

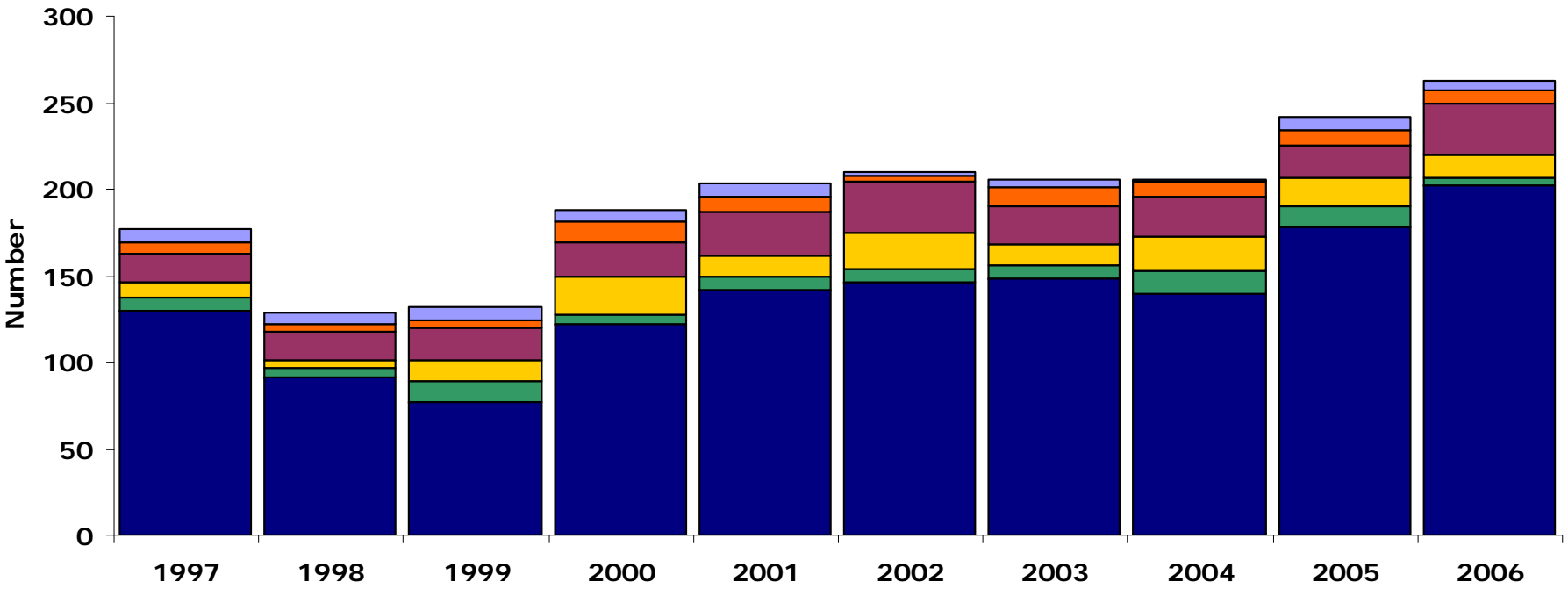
Rate of new HIV diagnoses per 100,000 population, Victoria, 1983-2006



Number of new HIV diagnoses by sex, Victoria, 1983-2006

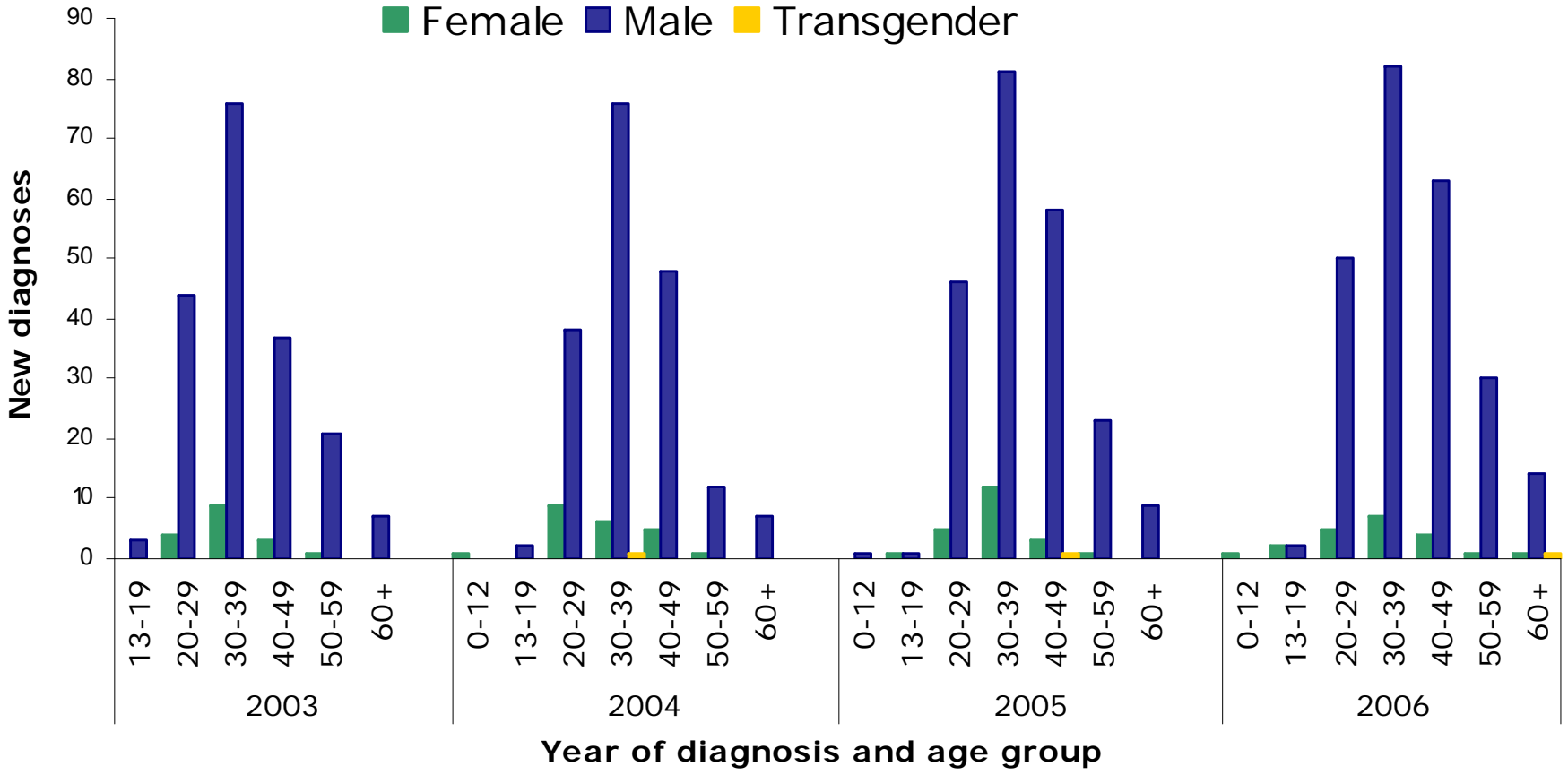


New HIV diagnoses by exposure category and year, Victoria, 2006



- Homosexual/Bisexual
- IDU: Homosexual/Bisexual
- Heterosexual/Overseas
- Heterosexual
- IDU: Other
- Other/Unavailable

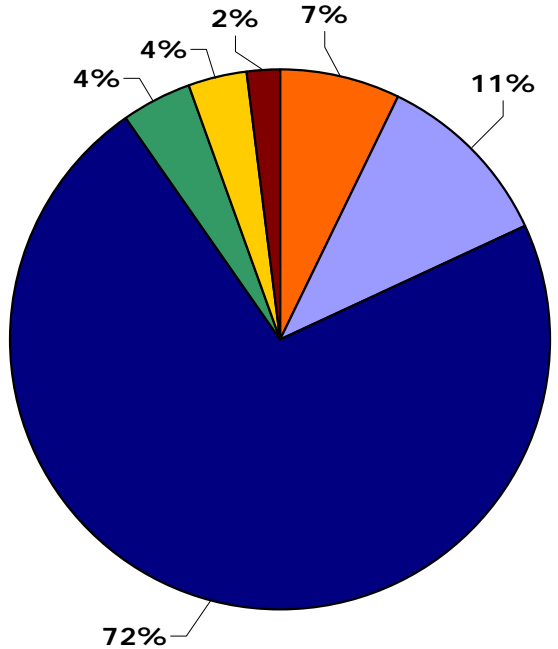
New HIV diagnoses by age group and sex, Victoria, 2003 -2006



New HIV diagnoses by age group and sex, Victoria, 2002 -2006

Age group	Male		Female		Transgender		Total	
	n	%	n	%	n	%	n	%
0-12	2	0.2	2	1.9	-	-	4	0.4
13-19	8	0.8	4	3.8	-	-	12	1.1
20-29	220	21.6	29	27.9	1	20.0	250	22.2
30-39	400	39.3	45	43.3	2	40.0	447	39.7
40-49	239	23.5	16	15.4	1	20.0	256	22.7
50-59	105	10.3	5	4.8	0	0.0	110	9.8
60+	43	4.2	3	2.9	1	20.0	47	4.2
Total	1017	100.0	104	100.0	5	100.0	1126	100.0

New HIV diagnoses by exposure category, Victoria, 2002 -2006

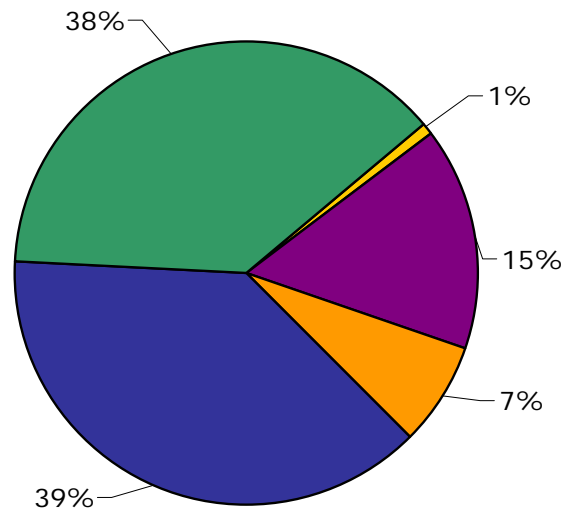


- Heterosexual/Overseas
- Homosexual/Bisexual
- IDU: Other
- Heterosexual
- IDU: Homosexual/Bisexual
- Other/Unavailable

New HIV diagnoses by exposure category, Victoria, 2002 - 2006

Exposure category	Male		Female		Transgender		Total	
	n	%	n	%	n	%	n	%
Homosexual/Bisexual	810	79.6	0	0.0	4	80.0	814	72.3
Homosexual/Bisexual and Injecting Drug Use	45	4.4	0	0.0	1	20.0	46	4.1
Injecting drug use only	34	3.3	6	5.8	0	0.0	40	3.6
Heterosexual	68	6.7	54	51.9	0	0.0	122	10.8
Heterosexual/Overseas	42	4.1	40	38.5	0	0.0	82	7.3
Other/Unavailable	18	1.8	4	3.8	0	0.0	22	2.0
Total	1017	100.0	104	100.0	5	100.0	1126	100.0

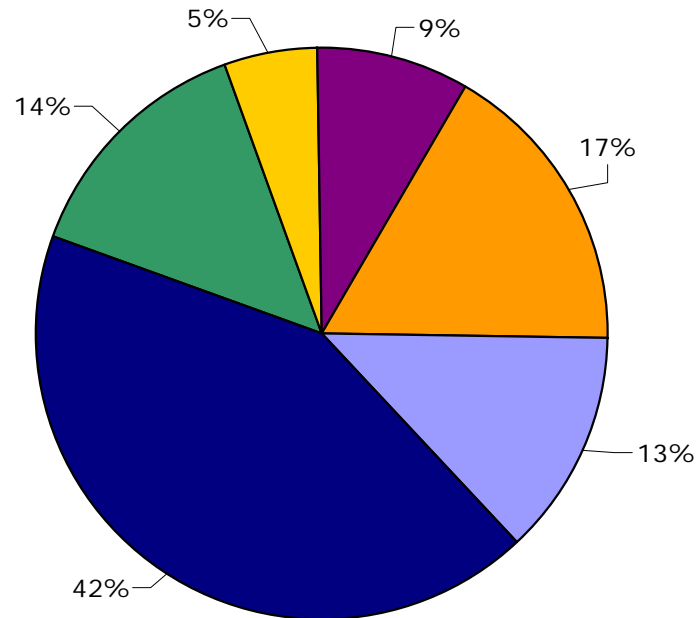
New HIV diagnoses among heterosexual males, by heterosexual exposure category, Victoria, 2002 - 2006



- Sex with IDU
- Sex with person from a high prevalence country*
- Sex with a person with HIV with no specified exposure
- Heterosexual exposure not otherwise specified
- Person is from a high prevalence country*

* High Prevalence Country (include those countries in sub-Saharan Africa, Cambodia, Myanmar, and certain countries within the Caribbean where the adult HIV prevalence is >1% and HIV is transmitted predominantly by heterosexual contact).

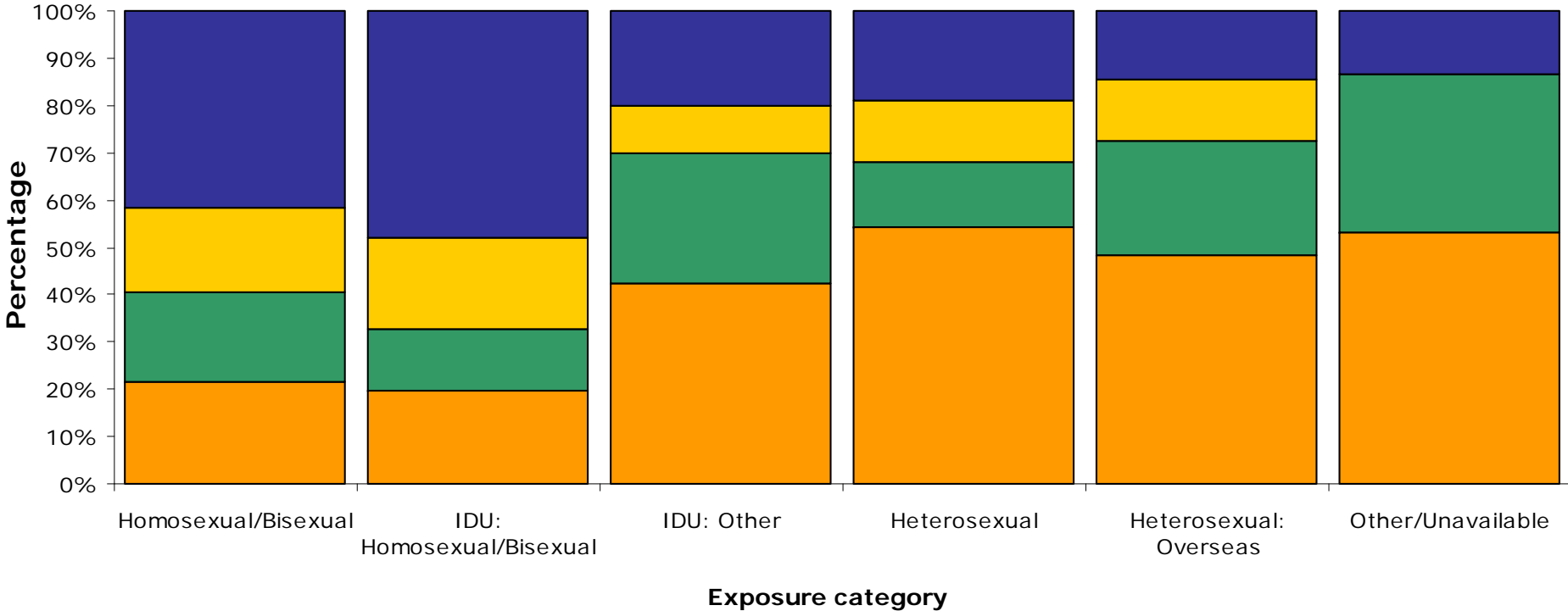
New HIV diagnoses among heterosexual females, by heterosexual exposure category, Victoria, 2002 - 2006



- Sex with bisexual man
- Sex with IDU
- Sex with person from a high prevalence country*
- With a person with HIV with no specified exposure
- Heterosexual exposure not otherwise specified
- Person is from a high prevalence country*

*High Prevalence Country (include those countries in sub-Saharan Africa, Cambodia, Myanmar, and certain countries within the Caribbean where the adult HIV prevalence is >1% and HIV is transmitted predominantly by heterosexual contact).

New HIV diagnoses by time between HIV diagnosis and negative test and/or seroconversion illness, by exposure category, Victoria, 2002 - 2006



- Negative result less than a year ago
- Negative result 1 to less than 3 years ago
- Negative result more than 3 years ago
- No previously known negative test or unknown